



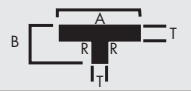

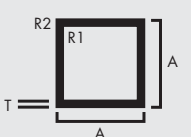

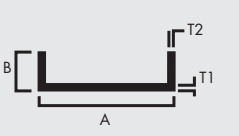


SIMP-AL ALUMINIUM SECTIONS (PROFILES)

MEASUREMENTS

| REF. NO. | SECTION | A | B | T | R1 | R2 | COMMENTS | |
|----------|---|---|-------|-------|------|------|--|--|
| SAR 10 |  | 12,70 | | 3,17 | | | WEATHERING STRIP | |
| SAR 11 | | 19,00 | | 3,00 | | | | |
| SAR 12 | | 22,20 | | 3,17 | | | | |
| SAR 13 | | 25,00 | | 2,00 | | | | |
| SAR 14 | | 31,75 | | 3,17 | | | | |
| SAR 15 | | 38,00 | | 2,03 | | | | |
| SAR 16 | | 50,80 | | 3,17 | | | | |
| SAR 20 |  | 12,00 | | 1,50 | | |  | |
| SAR 21 | | 12,70 | | 3,17 | | | | |
| SAR 22 | | 19,05 | | 1,63 | | | | |
| SAR 23 | | 19,05 | | 3,17 | | | | |
| SAR 24 | | 25,40 | | 1,63 | | | | |
| SAR 25 | | 25,00 | | 2,00 | | | | |
| SAR 26 | | 38,00 | | 2,00 | | | | |
| SAR 27 | | 50,00 | | 2,00 | | | | |
| SAR 30 | |  | 12,70 | 6,36 | 1,50 | | | |
| SAR 31 | | | 25,00 | 12,30 | 1,50 | | | |
| SAR 40 |  | 25,00 | 25,00 | 1,60 | | | | |
| SAR 50 |  | 9,52 | | 1,22 | | | (1) CLEARANCE 0.37mm (1) CLEARANCE 0.37mm (1) CLEARANCE 0.37mm (1) CLEARANCE 0.36mm | |
| SAR 51 | | 12,70 | | 1,22 | | | | |
| SAR 52 | | 15,88 | | 1,22 | | | | |
| SAR 53 | | 19,05 | | 1,22 | | | | |
| SAR 54 | | 22,20 | | 1,22 | | | | |
| SAR 55 | | 25,40 | | 3,17 | | | | |
| SAR 60 |  | 12,00 | | 1,20 | 0,30 | 0,30 | (2) CLEARANCE 0.50mm (2) CLEARANCE 0.50mm | |
| SAR 61 | | 21,00 | | 1,30 | 0,40 | 0,40 | | |
| SAR 62 | | 25,00 | | 1,45 | 0,76 | 0,76 | | |
| SAR 63 | | 30,00 | | 2,00 | 0,50 | 0,50 | | |
| SAR 64 | | 25,40 | | 3,17 | 0,71 | 3,96 | | |
| SAR 70 |  | 20,00 | 10,00 | 1,22 | 0,30 | 0,30 | | |
| SAR 71 | | 40,00 | 20,00 | 1,22 | 3,80 | 5,00 | | |
| SAR 80 |  | 25,40 | 12,70 | 1,52 | | | (3) TIGHT FIT (3) TIGHT FIT | |
| SAR 81 | | 31,72 | 23,80 | 1,60 | | | | |
| SAR 82 | | 34,93 | 25,40 | 1,60 | | | | |
| SAR 83 | | 38,52 | 27,00 | 1,60 | | | | |
| SAR 90 | | 6,00 | | | | | | |
| SAR 91 | 9,00 | | | | | | | |
| SAR 92 | 12,00 | | | | | | | |

SIMP-AL ALUMINIUM SECTIONS (PROFILES)

MEASUREMENTS



| DESCRIPTION | APPROXIMATE ACTUAL SIZE | REF. NO. |
|---------------------|--------------------------------------|--------------------------------------|
| TABLE | | SAS 14 |
| TABLE EDGES | | SAS 15 |
| TRIM PROFILES | SAS 16 SAS 17 SAS 18 SAS 19 | SAS 16 SAS 17 SAS 18 SAS 19 |
| BOARD PROFILES | SAS 25 SAS 26 SAS 27 | SAS 25 SAS 26 SAS 27 |
| BOARD PROFILES 10mm | | |
| BOARD PROFILES 18mm | SAS 28 SA 29 | SAS 28 SAS 29 |



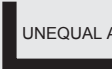








| DESCRIPTION | APPROXIMATE ACTUAL SIZE | REF. NO. |
|----------------|--|--|
| HALF ROUNDS | SAS 40 SAS 41 SAS 42 SAS 43 | SAS 40 SAS 41 SAS 42 SAS 43 |
| POOL POLE | <p>SWIMMING POOL BUNDLE ANODISED COMPLETE WITH PLASTIC CAP 2 BRASS WASHERS, 4 WASHERS & 2 WINGNUTS</p> | SAS 35 2,0m 3,0m 4,0m 5,0m |
| CUPBOARD RAILS | | SAS 36 2,5m 3,0m 5,0m 6,0m |
| CUPBOARD RAILS | | SAS 37 2,5m 3,0m 5,0m 6,0m |
| END CAP SAS 36 | | FULL HALF |
| END CAP SAS 37 | | FULL HALF |



SIMP-AL ALUMINIUM SECTIONS (PROFILES)

OTHER SIZES AVAILABLE ON REQUEST


SIMP-AL ALUMINIUM SECTIONS (PROFILES)

| | REF.NO. | SECTION | MEASUREMENTS | kg/m | LENGTH |
|---|---------|--------------|--------------------------|--------|--------|
|  <p>FLAT BAR</p> | 10742 | FLAT | 12.7mm x 3mm | 0.109 | 2.5m |
| | 21260 | FLAT | 19mm x 3mm | 0.155 | 2.5m |
| | 11404 | FLAT | 20mm x 2mm | 0.145 | 2.5m |
| | 10108 | FLAT | 25mm x 3mm | 0.218 | 2.5m |
| | 11283 | FLAT | 38mm x 3mm | 0.327 | 2.5m |
| | 11171 | FLAT | 50mm x 3mm | 0.438 | 2.5m |
| | REF.NO. | SECTION | MEASUREMENTS | kg/m | LENGTH |
|  <p>EQUAL ANGLES</p> | 11193 | EQ/ANGLE | 12mm x 12mm x 1.5mm | 0.102 | 2.5m |
| | 811 | EQ/ANGLE | 19mm x 19mm x 1.6mm | 0.161 | 2.5m |
| | 11303 | EQ/ANGLE | 22mm x 22mm x 1.6mm | 0.185 | 2.5m |
| | 10968 | EQ/ANGLE | 25mm x 25mm x 1.6mm | 0.217 | 2.5m |
| | 52079 | EQ/ANGLE | 25mm x 25mm x 3.0mm | 0.313 | 2.5m |
| | 52077 | EQ/ANGLE | 38mm x 38mm x 3.0mm | 0.628 | 2.5m |
| | 52072 | EQ/ANGLE | 50mm x 50mm x 3.0mm | 0.849 | 2.5m |
| REF.NO. | SECTION | MEASUREMENTS | kg/m | LENGTH | |
|  <p>UNEQUAL ANGLES</p> | 18287 | UN/ANGLE | 22mm x 8mm x 3mm | 0.232 | 2.5m |
| REF.NO. | SECTION | MEASUREMENTS | kg/m | LENGTH | |
|  <p>T SECTION</p> | 52324 | "T" SECT | 25mm x 25mm x 1.6mm | 0.210 | 2.5m |
| REF.NO. | SECTION | MEASUREMENTS | kg/m | LENGTH | |
|  <p>ROUND TUBE</p> | 42673 | RD/TUBE | 9.52mm x ODmm x 1.22mm | 0.089 | 2.5m |
| | 42675 | RD/TUBE | 12.70mm x ODmm x 1.22mm | 0.120 | 2.5m |
| | 42677 | RD/TUBE | 15.80mm x ODmm x 1.22mm | 0.151 | 2.5m |
| | 42678 | RD/TUBE | 19.05mm x ODmm x 1.22mm | 0.183 | 2.5m |
| | 11714 | RD/TUBE | 21.60mm x ODmm x 1.22mm | 0.218 | 2.5m |
| | 42328 | RD/TUBE | 25.00mm x ODmm x 1.40mm | 0.280 | 2.5m |
| | 11365 | RD/TUBE | 28.00mm x ODmm x 1.60mm | 0.360 | 2.5m |
| | 10635 | RD/TUBE | 38.00mm x ODmm x 1.20mm | 0.376 | 2.5m |
| REF.NO. | SECTION | MEASUREMENTS | kg/m | LENGTH | |
|  <p>SQUARE TUBE</p> | 10871 | SO/TUBE | 20mm x 20mm x 1.50mm | 0.301 | 2.5m |
| REF.NO. | SECTION | MEASUREMENTS | kg/m | LENGTH | |
|  <p>RECTANGULAR TUBE</p> | 11254 | REC/TUBE | 30mm x 20mm x 1.20mm | 0.285 | 2.5m |
| | 42262 | REC/TUBE | 35mm x 25mm x 1.40mm | 0.396 | 2.5m |
| REF.NO. | SECTION | MEASUREMENTS | kg/m | LENGTH | |
|  <p>SOLID ROUND BAR</p> | 20041 | S/RD/BAR | 6mm OD | 0.077 | 2.5m |
| | 52068 | S/RD/BAR | 10mm OD | 0.213 | 2.5m |
| REF.NO. | SECTION | MEASUREMENTS | kg/m | LENGTH | |
|  <p>OVAL TUBE (SERRATED)</p> | H5301 | OVAL | 29.5mm x 15.0mm x 1.25mm | 0.211 | 2.5m |
| | 11838 | OVAL | 35.0mm x 19.3mm x 1.50mm | 0.268 | 2.5m |
| REF.NO. | SECTION | MEASUREMENTS | kg/m | LENGTH | |
|  <p>MISCELLANEOUS</p> | 11363 | U" CHANNEL | 16mm | 0.190 | 2.5m |
| | 11290 | H" CHANNEL | 16mm | 0.185 | 2.5m |
| | 10104 | CARPET EDGE | | 0.149 | 2.5m |
| | 52325 | KITCHEN "T" | 12.0mm x 20.0mm | 0.120 | 2.5m |
| | 52325 | TABLE EDGING | 6.2mm x 23.5mm | 0.120 | 2.5m |
| | REF.NO. | SECTION | MEASUREMENTS | kg/m | LENGTH |
|  <p>U-CHANNEL</p> | 11363 | U-CHANNEL | 16mm | | 2.5m |



ALUMINIUM SECTIONS

ALUMINIUM SECTIONS




S A LADDER®

Swimming Pool Pole




SWIMMING POOL POLES

| REF.NO. | SECTION | kg/m | LENGTH |
|--------------------------------------|-----------------------------|-------|--------|
| SWIMMING POOL POLES ROUND (SERRATED) | | | |
| 13516 | NATURAL ANODISED POOL POLES | 0.274 | 2.0m |
| 13500 | NATURAL ANODISED POOL POLES | 0.274 | 3.0m |
| 13499 | NATURAL ANODISED POOL POLES | 0.274 | 4.0m |
| 13515 | NATURAL ANODISED POOL POLES | 0.274 | 5.0m |



S A LADDER®

Straight Edge



| REF.NO. | MEASUREMENTS | LENGTH |
|----------------|------------------|--------|
| STRAIGHT EDGES | 80mm x 22mm x 2m | 2.5m |



E&OE